

REMOTE PRO

PROGRAMMING INSTRUCTIONS




BENINCA TO.GO VA


2 or 4 channels remote control 433,92 MHz configurable rolling code HCS Beninca or Advance Rolling Code (ARC). The remote controls TO.GO type are designed to control automatic gates and similar devices. Any other use is forbidden.

PROGRAMMING A NEW REMOTE

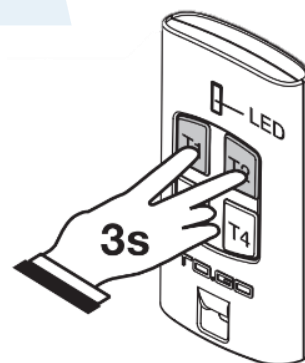
1. The remote control is provided by default with ARC encoding, by pressing simultaneously T1 and T2 key for at least 20 seconds the remote control switches in HCS encoding, the LED flashes 2 times with 1 second pause to confirm the encoding change.
2. HCS: 2 flashes with 1 second pause
3. ARC: 3 flashes with 1 second pause
4. The hidden key function is made by pressing the T1 and T2 key simultaneously for at least 3 seconds. When the LED flashes it means that the “hidden key” code has been sent.
5. The remote learning procedure can change with respect to the type of receiver used. In this case, refer to the receiver instruction.
6. The remote control LED stays on during the code transmission. In case of low battery level, the LED flashes with 1 second pause during the code transmission. In this case, change the battery.
7. The battery contains polluting substances. For the battery disposal it is compulsory to observe the regulations in force



TO.G02VA



TO.G04VA



WARNING

This product may contain a coin/button cell battery. Keep product and batteries away from children. A battery can cause severe or fatal injuries in 2 hours or less if swallowed or placed inside any part of the body. Seek immediate medical attention if it is suspected that a coin/button cell battery has been swallowed or placed inside of any part of the body.

